



# Warm Melt Supply Systems

For warm melt materials and  
temperature conditioning applications



PROVEN QUALITY. LEADING TECHNOLOGY.

# Advanced Technology with a Modular Approach

## Precision temperature control

Designed specifically for warm melt materials and temperature conditioning applications, Graco Warm Melt Supply Systems deliver superior heat control and performance in a reliable, easy-to-use, easy-to-maintain package. Instead of investing in a custom solution or equipment meant for other applications, Graco Warm Melt Supply Systems offer performance and flexibility at a reasonable price.

### Easy to Service

- Smart design and simple features reduce time spent on maintenance
- A turnbuckle raises the air motor for easy maintenance

### Precision Temperature Control

- Ensures consistent processes with accurate temperature control
- Modular controls eliminate the unreliability of point-to-point wiring

### Check-Mate® Pump

- Quick-disconnect coupler reduces maintenance time

### Integrated Drum Air Blow-Off

- Reduces downtime with quick, easy drum changes

### Modular Design

- Modular approach lets you configure a system to fit your operation

### Display Module

- Intuitive, easy-to-use screen navigation provides simple setup, monitoring and diagnostics

### Integrated Air Controls

- Conveniently located – easy to see, easy to use

### Platen Design

- Modular heaters provide plenty of power without the expense of a custom platen
- Minimizes leftover material and reduces waste
- Long-lasting, one-piece platen seals are easy to replace



Graco Warm Melt Supply System

## Simplified maintenance reduces downtime

The control enclosure on the system contains temperature control modules, fuses, and electrical components that are extremely easy to remove and replace. No more point-to-point wiring or printed circuit boards – instead, control modules and components are designed for snap-on, snap-off removal and installation.

### *Easy Diagnostics*

Easy to see green, yellow and red diagnostic lights indicate module status. If a control module needs to be replaced, simply remove the module and plug in a replacement.

### *Circuit Breakers and Electrical Components*

- Modular assembly replaces complex wiring

### *Smisline Rail*


- Distributes power to components
- Provides easy snap-on installation, reducing maintenance downtime

### *Low-power Temperature Control Modules*

- For pump, hose and gun

### *High-power Temperature Control Module*

- For heated platen



### *Applications*

- Material transfer
- Automotive assembly
- Tier one automotive suppliers
- Door and window manufacturing

### *Materials*

- Urethane
- Epoxy
- Warm melt sealers

# Advanced Controls – The Rules Have Changed

## Advanced, intuitive controls

The electronic controls on Graco Supply Systems help you monitor and control critical factors through an easy-to-use interface.



### Display Module for efficiency and control

The Display Module allows you to configure your supply systems to operate in tandem for better productivity and improved uptime.

- Easy-to-use interface puts the operator in total control
- Gateway module can be added to connect your Warm Melt System to a fieldbus for external monitoring and control



### Run screen

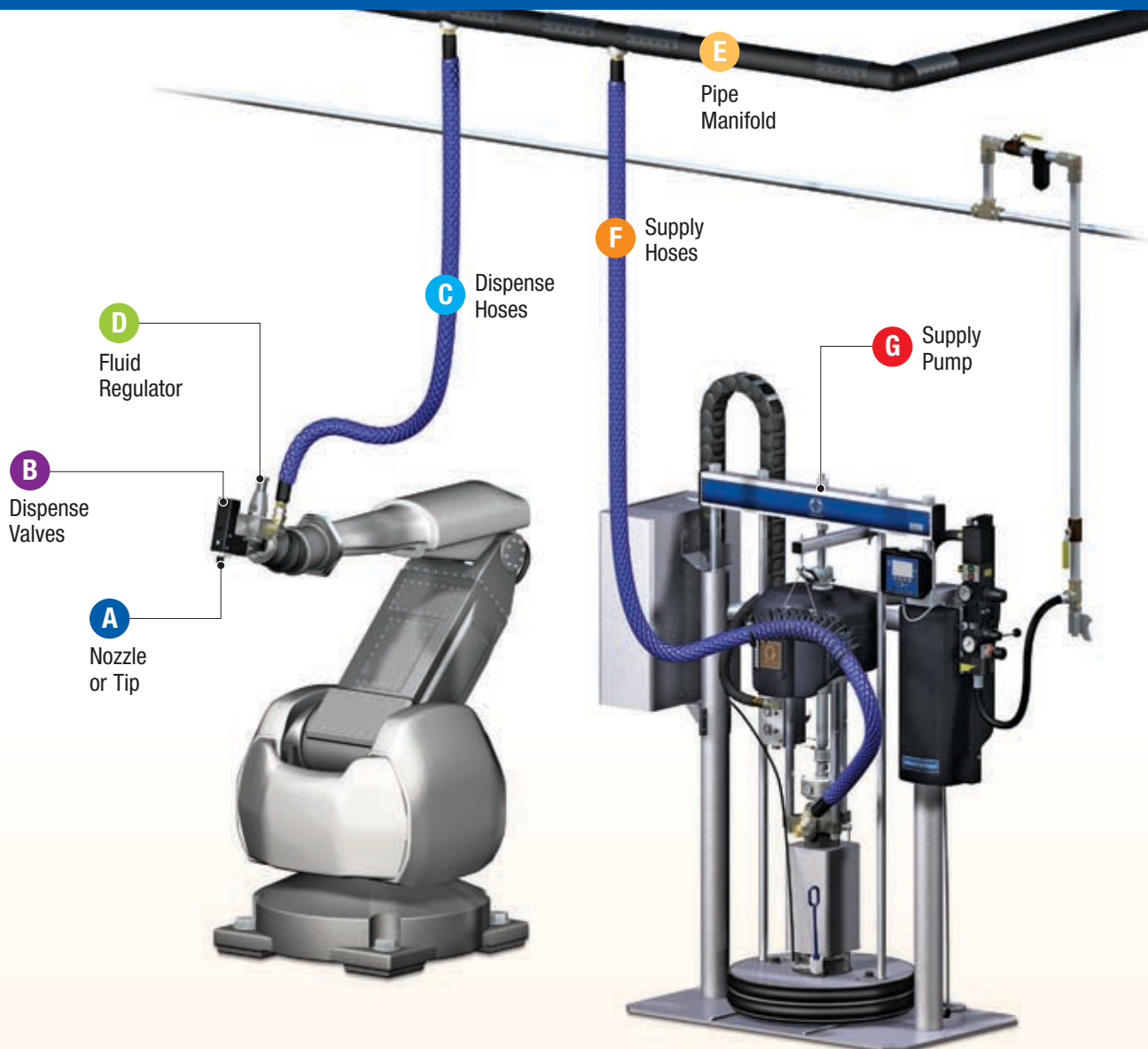
Simple, intuitive, icon-based heat control. Displays both set point and actual temperatures. Configurable for tandem systems. Controls four to six zones per ram or up to 12 zones for tandem systems.



### Setup screens

Password protection optional. Adjustable warning and alarm limits, and setback temperature.

# Components of the Graco Supply System



## Other factors to consider when choosing a supply system

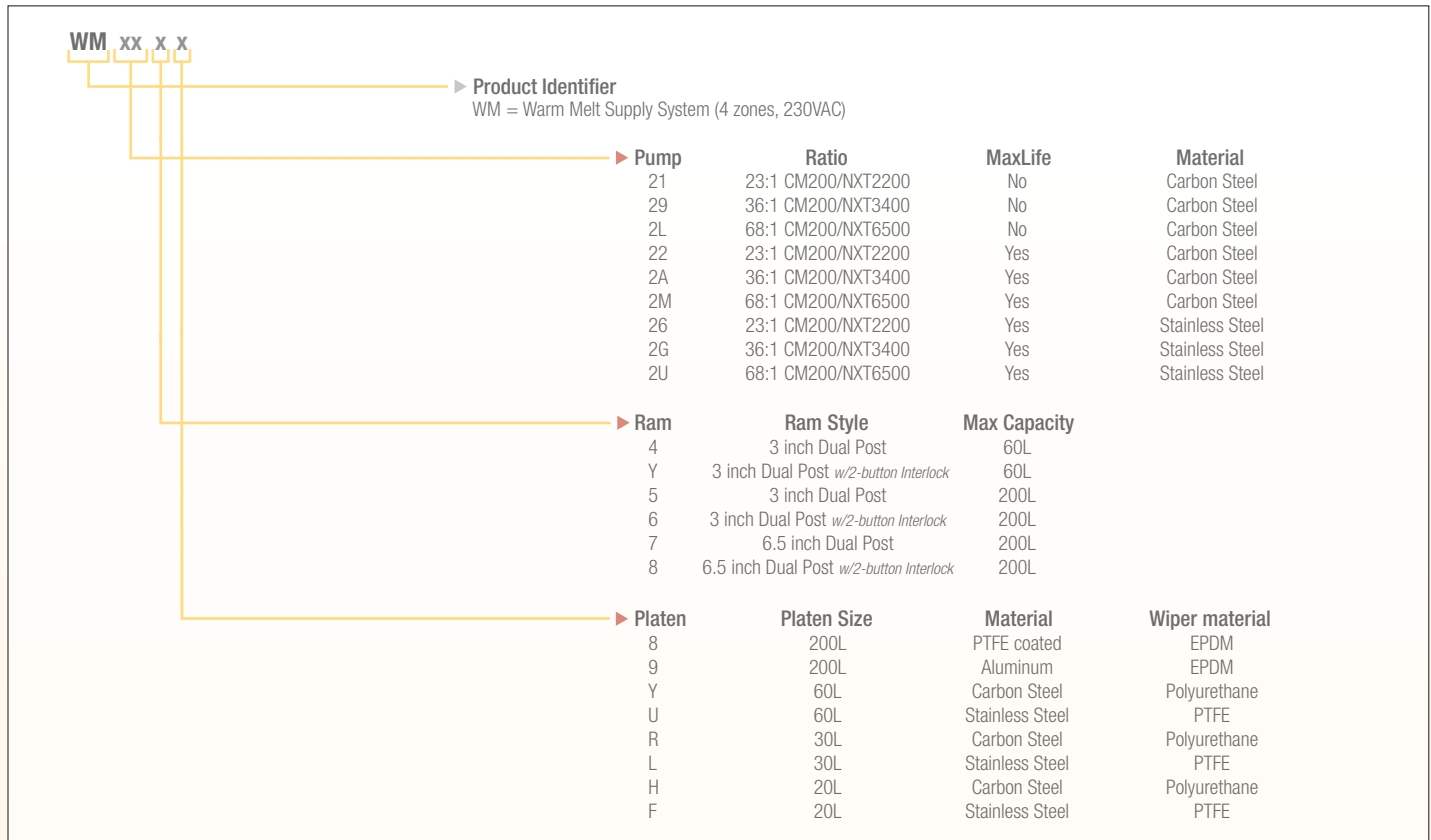
	A	B	C	D	E	F	G
<b>Major Components:</b>	Nozzle or Tip	Dispense Valves	Dispense Hoses	Fluid Regulators	Pipe Manifold	Supply Hoses	Supply Pumps
<b>Selection Factors:</b>	<ul style="list-style-type: none"> <li>• Size, shape and type of fluid flow pattern</li> </ul>	<ul style="list-style-type: none"> <li>• Usage                             <ul style="list-style-type: none"> <li>- Manual</li> <li>- Automatic</li> <li>- Robotic</li> <li>- Shot</li> </ul> </li> <li>• Pressure</li> <li>• Volume</li> </ul>	<ul style="list-style-type: none"> <li>• Viscosity</li> <li>• Volume</li> <li>• Length</li> <li>• Pressure</li> <li>• Flexibility</li> <li>• Chemical compatibility</li> </ul>	<ul style="list-style-type: none"> <li>• Viscosity</li> <li>• Pressure</li> <li>• Volume</li> <li>• Chemical compatibility</li> </ul>	<ul style="list-style-type: none"> <li>• Volume</li> <li>• Pressure</li> <li>• Location</li> <li>• Drops</li> <li>• Chemical compatibility</li> </ul>	<ul style="list-style-type: none"> <li>• Viscosity</li> <li>• Volume</li> <li>• Length</li> <li>• Pressure</li> <li>• Chemical compatibility</li> </ul>	<ul style="list-style-type: none"> <li>• Container size</li> <li>• Volume</li> <li>• Viscosity</li> <li>• Pump location</li> <li>• Chemical compatibility</li> </ul>
<b>Equipment Options:</b>	<ul style="list-style-type: none"> <li>• Nozzles</li> <li>• Tips</li> <li>• Extensions</li> <li>• Brushes</li> </ul>	<ul style="list-style-type: none"> <li>• Mechanical gun</li> <li>• Pneumatic gun</li> <li>• Nozzle                             <ul style="list-style-type: none"> <li>- Extrusion</li> <li>- Spray</li> <li>- Length</li> <li>- Orifice</li> </ul> </li> </ul>	<ul style="list-style-type: none"> <li>• Steel, SST</li> <li>• Pipe JIC</li> <li>• Flexible hoses                             <ul style="list-style-type: none"> <li>- PTFE</li> <li>- Buna</li> <li>- Nylon</li> <li>- Moisture-Lok</li> </ul> </li> </ul>	<ul style="list-style-type: none"> <li>• Mastic regulator</li> <li>• Pressure compensating valve</li> </ul>	<ul style="list-style-type: none"> <li>• Steel</li> <li>• SST</li> <li>• Pipe</li> <li>• Tubing</li> <li>• Sizes</li> </ul>	<ul style="list-style-type: none"> <li>• Steel, SST</li> <li>• Pipe, JIC</li> <li>• Flexible hoses                             <ul style="list-style-type: none"> <li>- PTFE</li> <li>- Buna</li> <li>- Nylon</li> <li>- Moisture-Lok</li> </ul> </li> </ul>	<ul style="list-style-type: none"> <li>• Priming piston</li> <li>• Double ball</li> <li>• Ram mount</li> <li>• Single or dual wipers</li> <li>• Drum empty options</li> <li>• Auto crossover</li> </ul>

# Ordering Information

## Use Graco's numbering system

Graco's numbering system helps you simplify the ordering process. Just follow the diagrams below to select the parts you want. You'll have your order built easily and accurately in no time.

## Selection Guide



## Accessories

### Warm Melt Accessories

24C222	2-zone accessory
24C223	2-zone expansion
24C526	4-zone accessory
24D012	Warm Melt Kit - D200
24D015	Warm Melt Kit - D200s
24D009	Warm Melt Kit - D60
24C493	Warm Melt 200L Platen Heater Kit
24C494	Warm Melt 20-60L Platen Heater Kit
24C495	Warm Melt Pump Heater Kit
24D013	Tandem Warm Melt A-Side Kit - D200
24D014	Tandem Warm Melt B-Side Kit - D200
24D016	Tandem Warm Melt A-Side Kit - D200s
24D017	Tandem Warm Melt B-Side Kit - D200s
24D010	Tandem Warm Melt A-Side Kit - D60
24D011	Tandem Warm Melt B-Side Kit - D60
24C530	Low and Empty Sensor Kit

### Outlet Check Kits

255453	Used on carbon steel Check-Mate 200 and 250 Displacement Pumps
255454	Used on stainless steel Check-Mate 200 and 250 Displacement Pumps

### D200 Accessories

255477	Drum Stop Kit
255627	Drum Roller Kit
C32463	Saddle Clamps (D200s and D200si only)
206537	Saddle Clamps (D200s and D200i only)
918395	Heavy-Duty Drum Clamp Kit (D200s and D200si only)
918397	Clamshell Drum Holder Kit (D200s and D200si only)
255691	55 gal (208 l) Platen Cover
255703	Enclosed Wet Cup Recirculation Kit
255650	Air Controls

### Electronics

196313	Extension cable, 15 ft (4.57 m), control box to hose, 16 pin to 16 pin
196314	Extension cable, 25 ft (7.62 m), control box to hose, 16 pin to 16 pin
196315	Extension cable, 15 ft (7.62 m), control box to hose, 16 pin to 8 pin
196316	Extension cable, 25 ft (2.44 m), control box to hose, 16 pin to 8 pin
196317	Extension cable, 15 ft (7.62 m), control box to hose, 16 pin to 8 pin
196318	Extension cable, 25 ft (2.44 m), control box to hose, 16 pin to 8 pin

# Technical Specifications

Volume per cycle .....	11.7 in <sup>3</sup> (192 cm <sup>3</sup> )	<b>Fluid inlets without feed kits</b> .....	1-1/4 npt (m)
Cycles per 1 gal (3.8 l) .....	21	<b>Max operating temperature</b>	
Fluid flow at 60 cpm .....	2.8 gpm (10.6 lpm)	Pump and platen .....	158°F (70°C)
<b>Max fluid working pressure</b>		Hoses, valves and regulators .....	212°F (100°C)
23:1 .....	2300 psi (159 bar, 15.9 MPa)	<b>Air inlet size</b> .....	1/2 in npsm(f)
36:1 .....	3600 psi (248 bar, 24.8 MPa)	<b>Pump fluid outlet size</b> .....	1 npt(f)
68:1 .....	5000 psi (345 bar, 34.5 MPa)	<b>Power requirements</b>	
<b>Max air input pressure</b>		Compressed air .....	25-50 scfm typical
23:1 .....	100 psi (7 bar, 0.7 MPa)	Electricity voltage .....	220/240 VAC, single phase, 50/60 Hz
36:1 .....	100 psi (7 bar, 0.7 MPa)	Peak consumption .....	7.92 Kva
68:1 .....	74 psi (5 bar, 0.5 MPa)	<b>Manuals</b> .....	313296

HOSE SIZE	- 8 (3/4 in -16 JIC)	- 10 (7/8 in -14 JIC)	- 12 (1-1/16 in -12 JIC)	- 16 (1-5/16 in -12 JIC)	- 20 (1-5/8 in -12 JIC)
<b>INSIDE DIAMETER</b>	<b>.41 in</b>	<b>.51 in</b>	<b>.62 in</b>	<b>.87 in</b>	<b>1.13 in</b>
<b>HOSE LENGTH</b>					
6 ft (1.8 m)	None	115875	None	115884	None
10 ft (3 m)	115873	115876	115880	115885	117821
15 ft (4.6 m)	115874	115877	115881	115886	117822
20 ft (6 m)	None	115878	115882	115887	None
25 ft (7.6 m)	None	115879	115883	115888	None
<b>PUMP AND HOSE FITTINGS</b>					
Pump/Hose Fitting (Qty: 1 hose)	253267	253268	120260	120261	120262
Pump/Hose Fitting (Qty: 2 hoses)	120263 + (2) 253267	120263 + (2) 253268	120263 + (2) 120260	120263 + (2) 120261	120263 + (2) 120262
Pump/Hose Fitting (Mini-5 pump)	C20678	C20679	C38006	None	None
Hose/Hose Fitting	120241	120243	120247	120249	120250
<b>FITTINGS</b>					
243656 (23:1 Compensator) Inlet: 1 in npt Outlet: 1 in npt	253267	253268	120260	120261	120262
243657 (51:1 Compensator) Inlet: 1 in npt Outlet: 1 in npt	253267	253268	120260	120261	120262
243697 (Distribution Manifold) Inlet: 3/4 in npt Outlet: 1 in npt	Inlet: 120256 Outlet: 253267	Inlet: 120257 Outlet: 253268	Inlet: 120258 Outlet: 120260	Inlet: 120259 Outlet: 120261	Inlet: 253276 Outlet: 120262
289208 (Compact Heated Regulator) Inlet: 3/8 in Outlet: 3/8 in	C20585	None	None	None	None
243700 (Heated Mastic Regulator) Inlet: 3/4 in npt Outlet: 3/4 in npt	120256	120257	120258	120259	253276
249515 (Top Feed Gun) Inlet: 7/8 in -14 JIC	120264	None	120265	None	None
249513 (Top Feed Gun w/ switch)	120264	None	120265	None	None
249514 (Btm Feed Gun)	120264	None	120265	None	None
249512 (Btm Feed Gun w/ switch)	120264	None	120265	None	None
243694 (Dispense Valve) Inlet: 1/2 in npt	120253	120255	120254	253269	253270
244951 (High Flow Dispense Valve) Inlet: 1/2 in npt	120253	120255	120254	253269	253270
244909 (Snuff-back Dispense Valve) Inlet: 1/2 in npt	120253	120255	120254	253269	253270
243701 (Distribution Header) Inlet: 1/2 in	120253	120255	120254	253269	253270





## ABOUT GRACO

### PROVEN QUALITY. LEADING TECHNOLOGY.

Founded in 1926, Graco is a world leader in fluid handling systems and components. Graco products move, measure, control, dispense and apply a wide range of fluids and viscous materials used in vehicle lubrication, commercial and industrial settings.

The company's success is based on its unwavering commitment to technical excellence, world-class manufacturing and unparalleled customer service. Working closely with qualified distributors, Graco offers systems, products and technology that set the quality standard in a wide range of fluid handling solutions. Graco provides equipment for spray finishing, protective coating, paint circulation, lubrication, and dispensing sealants and adhesives, along with power application equipment for the contractor industry. Graco's ongoing investment in fluid management and control will continue to provide innovative solutions to a diverse global market.

## GRACO LOCATIONS

### MAILING ADDRESS

P.O. Box 1441  
Minneapolis, MN 55440-1441  
Tel: 612-623-6000  
Fax: 612-623-6777

### AMERICAS

#### MINNESOTA

Worldwide Headquarters  
Graco Inc.  
88-11th Avenue N.E.  
Minneapolis, MN 55413

### EUROPE

#### BELGIUM

European Headquarters  
Graco N.V.  
Industrieterrein-Oude Bunders  
Slakweidestraat 31  
3630 Maasmechelen,  
Belgium  
Tel: 32 89 770 700  
Fax: 32 89 770 777

### ASIA PACIFIC

#### AUSTRALIA

Graco Australia Pty Ltd.  
Suite 17, 2 Enterprise Drive  
Bundoora, Victoria 3083  
Australia  
Tel: 61 3 9467 8558  
Fax: 61 3 9467 8559

#### CHINA

Graco Hong Kong Ltd.  
Shanghai Representative Office  
Room 118 1st Floor  
No.2 Xin Yuan Building  
No.509 Cao Bao Road  
Shanghai, 200233  
The People's Republic of China  
Tel: 86 21 649 50088  
Fax: 86 21 649 50077

### INDIA

Graco Hong Kong Ltd.  
India Liaison Office  
Room 432, Augusta Point  
Regus Business Centre 53  
Golf Course Road  
Gurgaon, Haryana  
India 122001  
Tel: 91 124 435 4208  
Fax: 91 124 435 4001

### JAPAN

Graco K.K.  
1-27-12 Hayabuchi  
Tsuzuki-ku  
Yokohama City, Japan 2240025  
Tel: 81 45 593 7300  
Fax: 81 45 593 7301

### KOREA

Graco Korea Inc.  
Shinhan Bank Building  
4th Floor #1599  
Gwanyang-Dong, Dongan-Ku,  
Anyang-si, Korea 431-060  
Tel: 82 31 476 9400  
Fax: 82 31 476 9801

## SALES/ DISTRIBUTION/ SERVICE

Call today for product information or to request a demonstration.

**877-84GRACO (1-877-844-7226)** or visit us at [www.graco.com](http://www.graco.com).

Graco Inc. is registered to I.S. EN ISO 9001

North America  
Customer Service  
800-328-0211  
Fax 877-340-6427